



2008-2009 GMT Quarterly Report for District (or Undistricted) **District 4 C5**



GMT: **PAT DIMOND**

Location: **CALIFORNIA**

GMT CA: **1 & 2**

CLUBS

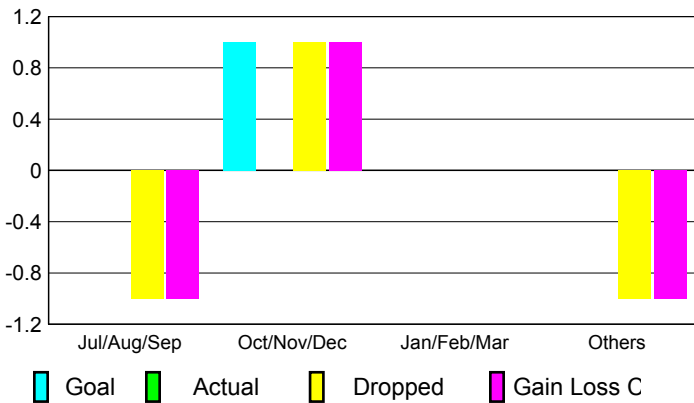
Club Results 2008-2009

Clubs 2007-2008

Month	New Club Goal	Actual New Clubs	Actual Dropped Clubs	Gain/Loss of Clubs	Gain/Loss of Clubs
Jul/Aug/Sep	0	0	-1	-1	0
Oct/Nov/Dec	1	0	1	1	0
Jan/Feb/Mar	0	0	0	0	0
Apr/May/June	0	0	-1	-1	1
Totals	1	0	-1	-1	1

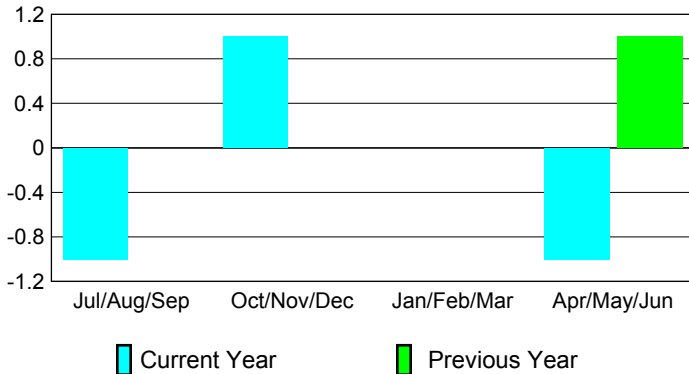
Club Results 2008-2009

Goal, New, Dropped, Gain/Loss



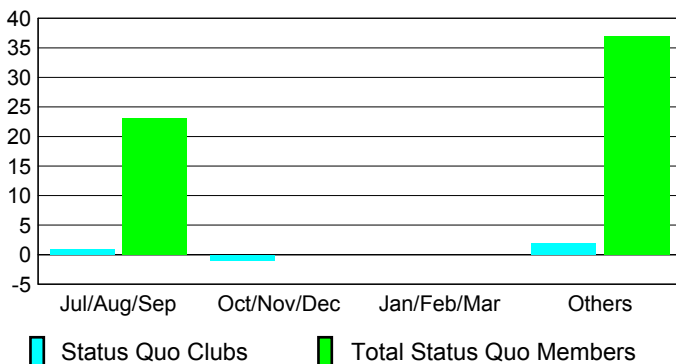
Comparison of Club Gain/Loss

Current Year Compared to the Previous Year



YTD Status Quo Clubs 2008-2009

Status Quo Clubs Compared to Status Quo Members



MEMBERSHIP

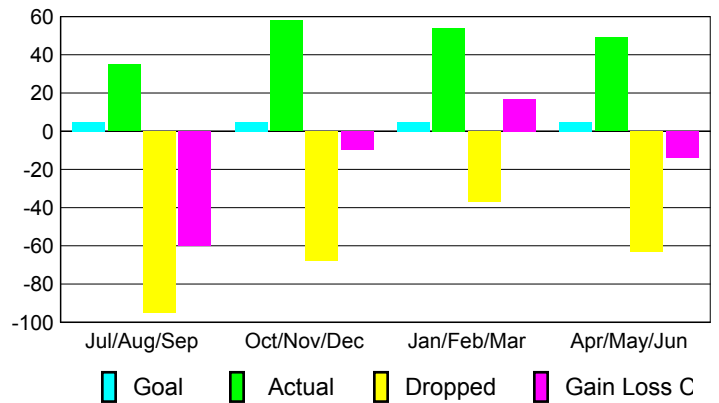
Membership Results 2008-2009

Membership 2007-2008

Month	Net Memb Goal	Actual New Memb	Actual Dropped Memb	Gain/Loss of Memb	Gain/Loss of Memb
Jul/Aug/Sep	5	35	-95	-60	-1
Oct/Nov/Dec	5	58	-68	-10	15
Jan/Feb/Mar	5	54	-37	17	10
Apr/May/June	5	49	-63	-14	3
Totals	20	196	-263	-67	27

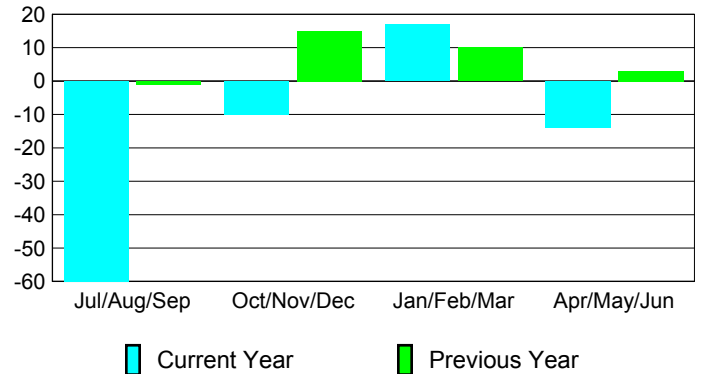
Membership Results 2008-2009

Goal, New, Dropped, Gain/Loss

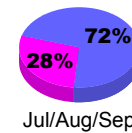


Comparison of Membership Gain/Loss

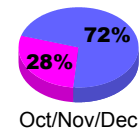
Current Year Compared to the Previous Year



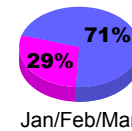
Gender Comparison 2008-2009



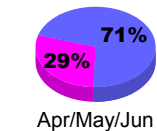
Jul/Aug/Sep



Oct/Nov/Dec



Jan/Feb/Mar



Apr/May/June

Male

Female